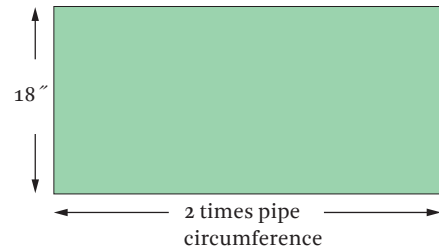


STEP 6: Seal Penetrations—Round Penetrations With Pipe Boot

All penetrations must be sealed with the Barrier-Bac Composite Vapor Barrier and Seam Tape. For round pipe or posts, please seal penetrations with Pipe Boot.

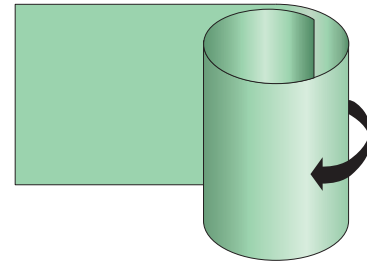
1

Measure a piece of Barrier-Bac Composite Vapor Barrier 18 inches in width and twice (two times) the circumference of the pipe.



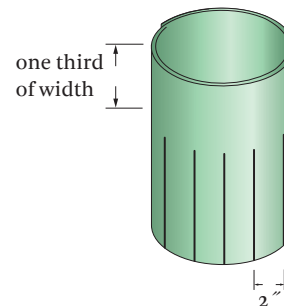
2

Roll the measured piece of membrane in a roll form approximately the size of pipe.



3

Flatten sized roll and make vertical cuts to approximately one-third of the width and two inches apart.



4

Open boot and wrap snugly around pipe, spreading cuts around base so strips lay horizontal to base.

Tape around pipe circumference at top of boot, down side seam of boot and all two inch horizontal strips. Cover all seams of membrane with seaming tape.

